






Class Dojo Learning Session Agenda

Welcome/Opening

- Join the meeting with this link: <https://meet.google.com/ucm-rfbb-iuu>
- Code for using Hangouts Meet app on phone or tablet: ucm rfbb iuu
- Immediately turn off your microphone  to prevent feedback or extra noise
- Click on the chat icon  to say hello

9-9:05 - Virtual meeting etiquette:

- Microphones off, unless you're speaking. 
- Cameras on 
- Chat sidebar  - use for asking questions or responding to questions from the presenter. Questions not answered right then and there will be revisited at the end of the session.

9:05-9:10 Intro to Dojo

- Why is ClassDojo a great tool?
 - Translations
 - Messaging
 - Story
 - Portfolios

9:10-9:20 Create a class- demo

- Class list
 - Invite parents
 - email or phone
 - PDF Invites
- How to add co-teachers
- Quiet hours
- Unanswered chats

9:20-9:30 Class story & Messaging

- Files
 - can't use this feature on the phone
- Videos
- Photos
- Messages

- All parents
- Specific parents or groups
- Scheduling
- Unanswered chats

9:30-9:45 Portfolios

- Student login information- *class code
- Creating activities
- Approving submissions
- Student work
- Future use as part of DLP?

9:45-10:00 Unanswered questions?

Additional resources:

[Remote Learning- Dojo](#) - a document from the district website for how to use Dojo for remote learning

[Additional Information from ClassDojo](#) - this link brings you to the Class Dojo website which has an introduction video, Webinar and other resources for teachers to use.